

CSIAB Tips and Tricks

No. 3: HEADERS

What does your header image say about you? Is it a car? Nature? An animal?

A lot of thought should go into the choice of a header photo. Some people choose their photo very carefully, while others do not appear to pay the issue any heed. The fact is that a header image can say a lot about you, especially to a new visitor to your site.

Your header images have the ability to create a great impact on your website and capture people's attention. Header images should always be clear and in good quality as they have the potential to make your website truly dynamic.

It doesn't necessarily have to kick the visitor in the face or be over the top— as a matter of fact, it should probably be neither of these as you want to encourage your visitor to dig deeper into your site.

To make your header stand out from the crowd, here are some useful tips and tricks.

Contents

1. Finding a good image for your header
2. Image Resource - Free Webpage Headers
3. Uploading your header image

If you have any questions, please feel free to contact us at:



**Email:- info@cgdn.org.au
Phone – 1300 732 929**

1. Finding a good image for your header

If you have a photo that you would like to use as your header image, here are some tips to make sure your image will be suitable for the header.

- 1. Use an eye-catching photo to get people's attention-** Remember, this is usually the first image people see when they get to your site. If it is not eye-catching, people may not even read your content because your site did not catch their attention. Don't settle - choose a GREAT photo!

- 2. Photo Size** – All header images must be between width: 762-800pixels and height: 142-200pixels.
 - a. If you would like to increase the height of your header (see Example 2b below), please email us at info@cgdn.org.au or call us on 1300 732 929

- 3. Photo Quality** - Try to find a high quality image that is landscape and not portrait (See Example 1a & 1b below). This will help keep a good quality photo when it is re-sized to fit in the header space.

EXAMPLE 1a: Portrait



EXAMPLE 1b: Landscape



- 4. Can't decide?** – If you're unsure with what you want your header image to be, send us some photos which you think might be suitable for a header and we'll help you decide.

2. Image Resource - Free Webpage Headers

Free Webpage Headers provides free quality graphics you can use for your website header. They also have links to helpful resources including fonts, templates, stock photos, tutorials and other useful tools for webmasters.

Step 1: Go to www.freewebpageheaders.com/gallery

Step2: Find an image you like in any of the categories listed

FreeWebPageHeaders
Quality Graphics for Personal Websites and Blogs

Design Blog | Free Graphics | Linkbase | Contact

Free Graphics

Our page headers are provided under a [Creative Commons Attribution-NonCommercial License](#). You can view/download them without logging in; however, you'll need to be logged in to post a comment, rate a photo, or upload your own images.

Home · Search · Member List · Register · Login

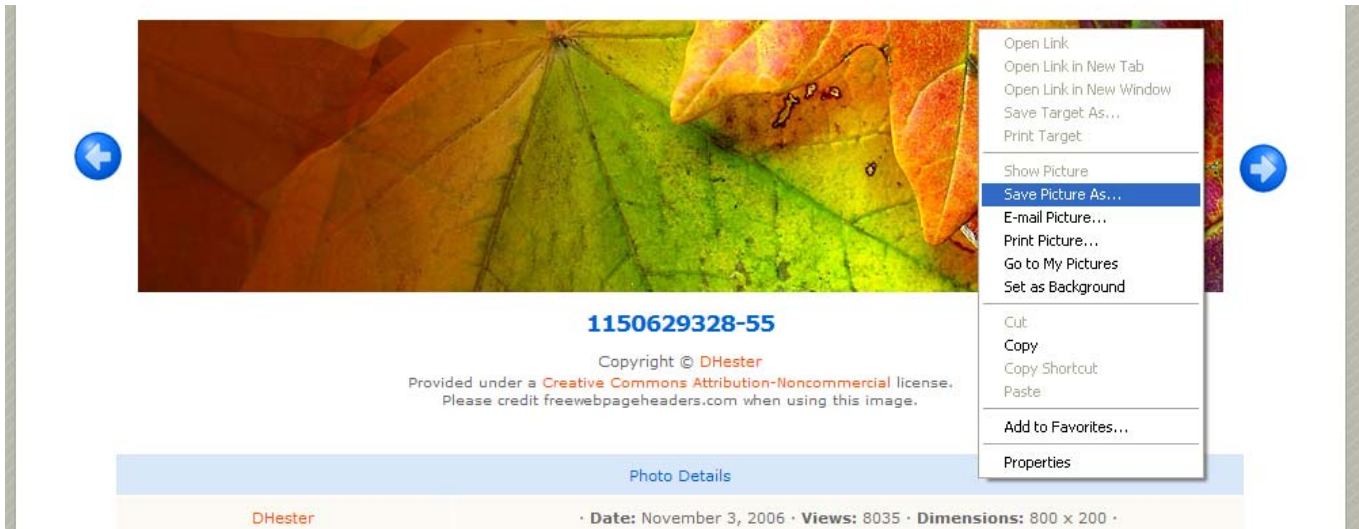
Welcome to the Free Web Page Headers! Search

Recent Photos [1 day](#) [7 days](#) [14 days](#) [all](#)

	Category	Photos	Comments	Last Comment	Last Photo Upload
	Abstract	271	91	May 31, 2009 12:22pm by PLMonline	May 22, 2009 1:07pm by J-J
	Animals & Insects	17	15	January 23, 2009 1:01pm by mpos	April 16, 2009 10:31am by sscorpio
	Architecture	21	7	January 26, 2009 5:39pm by caminante	May 31, 2009 12:30pm by PLMonline
	Artistic	33	31	May 24, 2009 9:27am by justbare	April 16, 2009 9:47am by sscorpio
	Digital Art	9	16	May 31, 2009 12:19pm by PLMonline	April 16, 2009 10:35am by sscorpio
	Financial	24	22	April 8, 2009 3:53am by 4tune	November 4, 2007 8:13am by DHester
	Food & Drink	65	39	April 27, 2009 6:23am by solution	April 16, 2009 10:39am by sscorpio
	Industrial & Mechanical	23	6	August 1, 2008 2:30am by kristind_1	March 9, 2008 9:25am by DHester
	Nature	151	109	May 29, 2009 1:15pm by andreacofer	April 16, 2009 10:47am by sscorpio
	Objects	75	38	March 30, 2009 5:07pm by jjpopat	March 29, 2008 7:42am by DHester
	Shapes & Patterns	96	15	February 14, 2009 12:54pm by libbyza	February 1, 2009 6:24am by libbyza
	Technology	40	24	May 31, 2009 12:14pm by PLMonline	January 12, 2008 8:58am by DHester
	Textures	289	9	January 31, 2009 6:36pm by ruusutarha	January 16, 2009 6:09am by DHester

Step 2: Once you find an image you'd like to use, hover your mouse pointer over the image then Right click your mouse and select "Save Picture As" and save the image somewhere in your computer.

PLEASE NOTE: Images from this site do NOT need to be re-sized




PLEASE NOTE: If you would like to increase the height of your header (see Examples 2a & 2b below), please email us at info@cgdn.org.au or call us on 1300 732 929

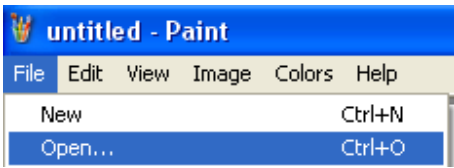
EXAMPLE 2a: Standard header height



EXAMPLE 2b: Increased header height



Step 3: Open the image in the program Paint  Paint

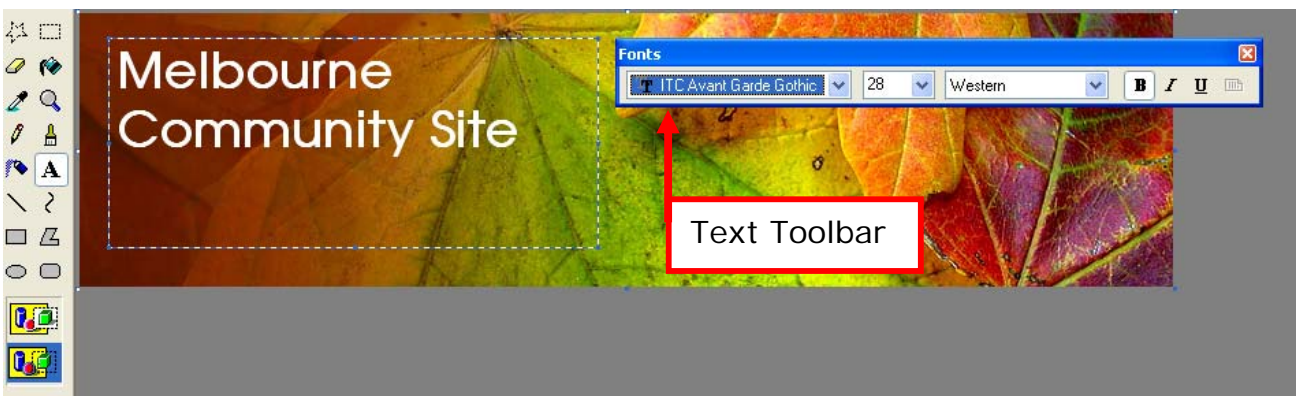


Step 4: Select the text icon 

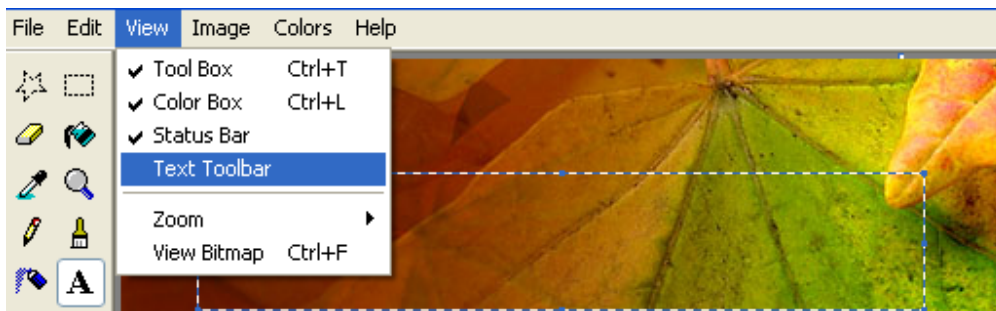
Step 5: Draw a text box on your image and then click on the “clear background icon” on the left hand side toolbar



Step 5: Write your text in the text box and change font, size, and font colour to your preference. E.g. Melbourne Community site



NOTE: If you can't see your text toolbar, select "View" and then "Text Toolbar"

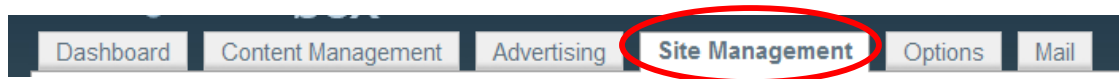


Step 6: Refer to **"Uploading your header image"** below

4. Uploading your header image

Step 1:

Login to the back end of your CSIAB site and go into "Site Management"



Step 2:

Select "Edit" on your active style

Step 3:

Select "Header" and then "Browse" to upload your new image

edit style



style

background

content

header

sidebar

footer

headings

text

links


shading

css

header

Background

Colour

Current Image 

remove this image

Upload Image

Image Position

Gap below Menu

Title

Visibility

Font

Colour

Keep editing after saving

Step 4: Select "Save"

Step 5: View the front end of your site to make sure everything looks ok.

If you have any questions, please feel free to contact us at:



Email:-

info@cgdn.org.au

Phone – 1300 732 939